

The Swiss insurance market: companies and market shares

Key financial figures | 17 September 2024

The insurance market is highly competitive. 2023 saw roughly 194 private insurers compete for the favour of policyholders across five insurance branches.

Insurance companies in Switzerland

by industries, subject to FINMA
as of December 31

	2023	2022	2021
No. of life insurance companies	18	18	18
No. of non-life insurance companies	99	95	95
No. of supplementary health insurance companies*	29	30	30
No. of reinsurance companies	24	22	22
No. of captives**	24	24	24
Total	194	189	189
of which companies domiciled in Switzerland	143	139	144
of which branches of foreign insurance companies	51	50	51

*Includes health insurance companies that offer supplementary health insurance and, as such, are subject to Finma supervision. In addition, 22 other non-life insurance companies had ongoing supplementary health insurance policies in 2023.

**Captives are insurers that belong to an individual person or a group of companies that do not operate in the insurance business themselves and that only cover the risks of their owners.

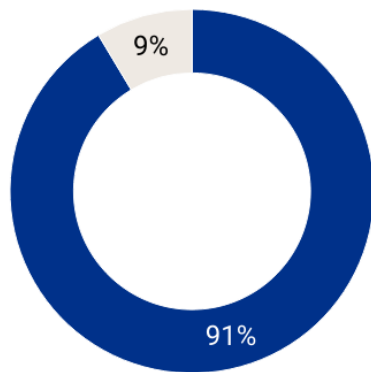
Table: SVV • Source: FINMA • Created with Datawrapper

The majority of insurers supervised by the Swiss Financial Market Supervisory Authority (FINMA) are members of the Swiss Insurance Association (SIA). Overall, the member companies of the SIA account for around 89 per cent of all insurance premiums generated in the Swiss market.

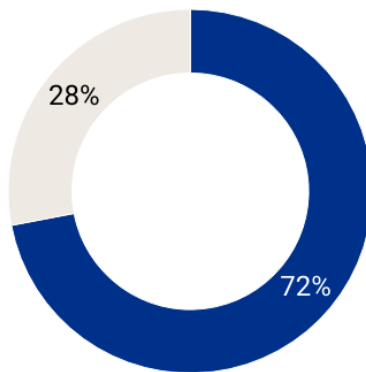
Premium volumes in the Swiss insurance sector

2023

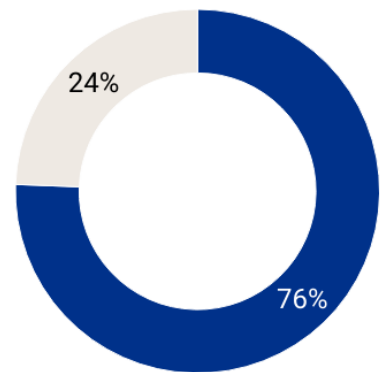
■ SIA member companies ■ Non-members



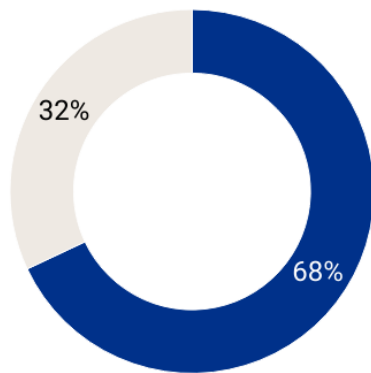
Life



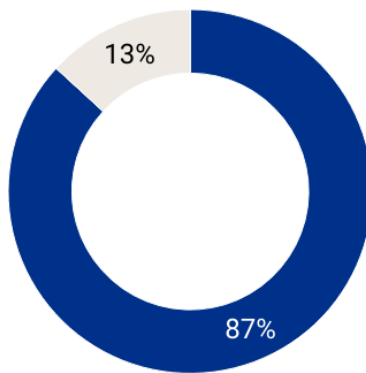
Non-Life



Supplementary Health



Accident insurers



Reinsurance

100% corresponds to the premium volume of all companies supervised by FINMA

Chart: SVV • Source: FINMA • Created with Datawrapper

Market shares in Switzerland

Market shares for non-life insurers

in %, Gross premiums written, 2023
without supplementary health and accident insurance

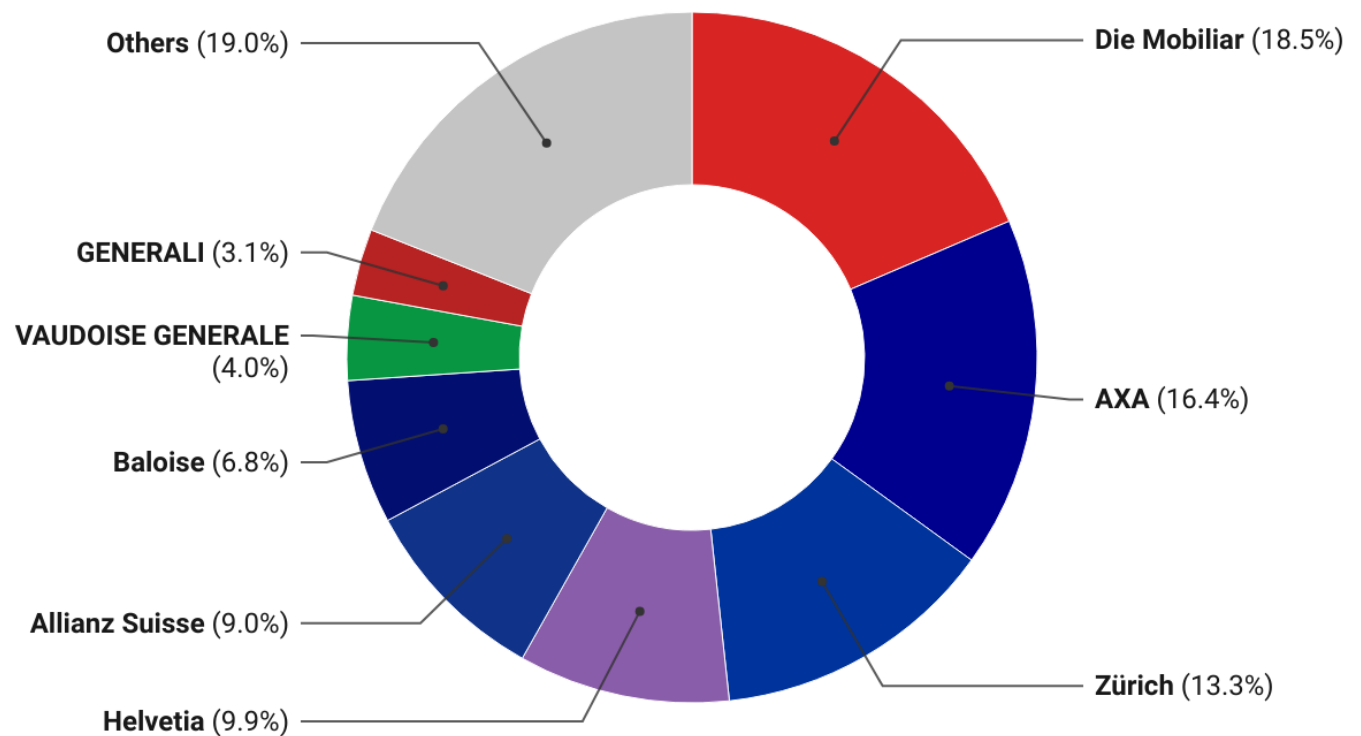


Chart: SVV • Source: FINMA • Created with Datawrapper

Market shares for life insurers

in %, Gross premiums written , 2023

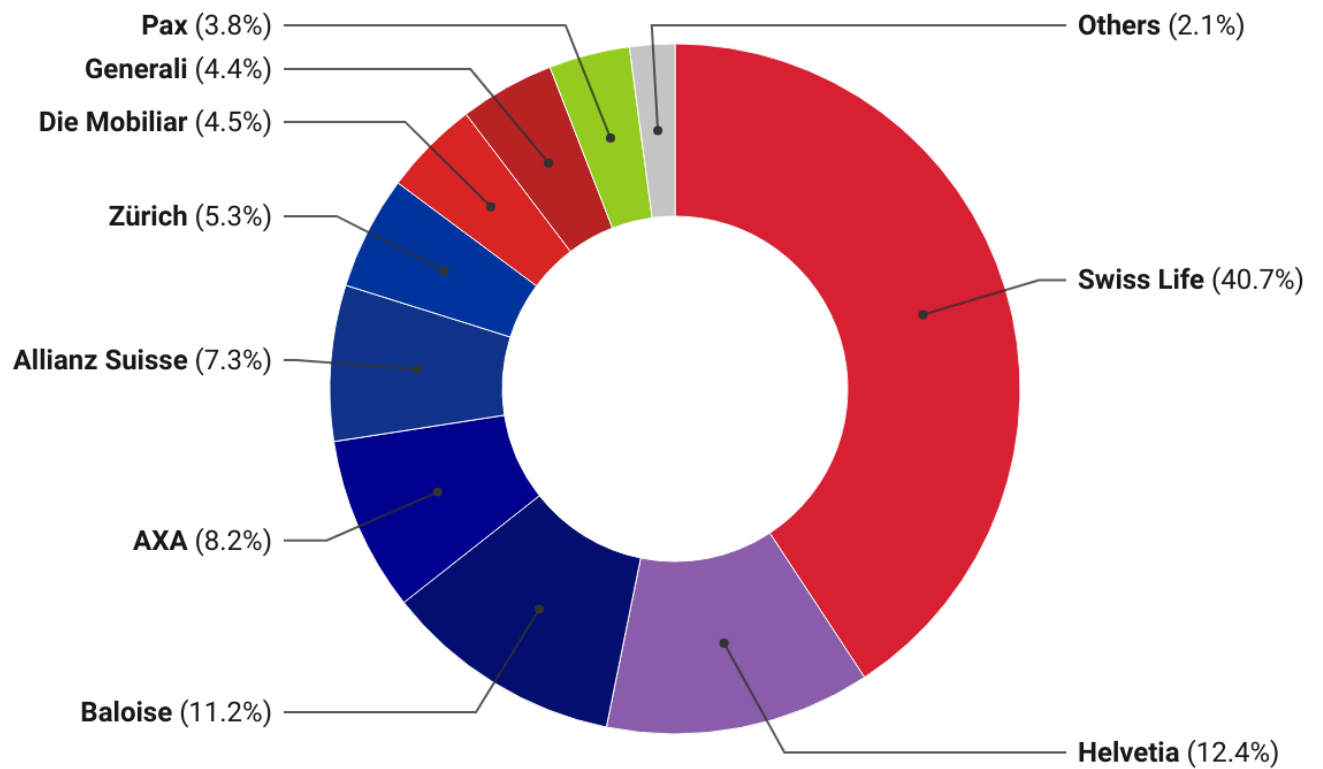


Chart: SVV • Source: FINMA • Created with Datawrapper

Market shares for accident insurers

in %, Gross premiums written, 2023

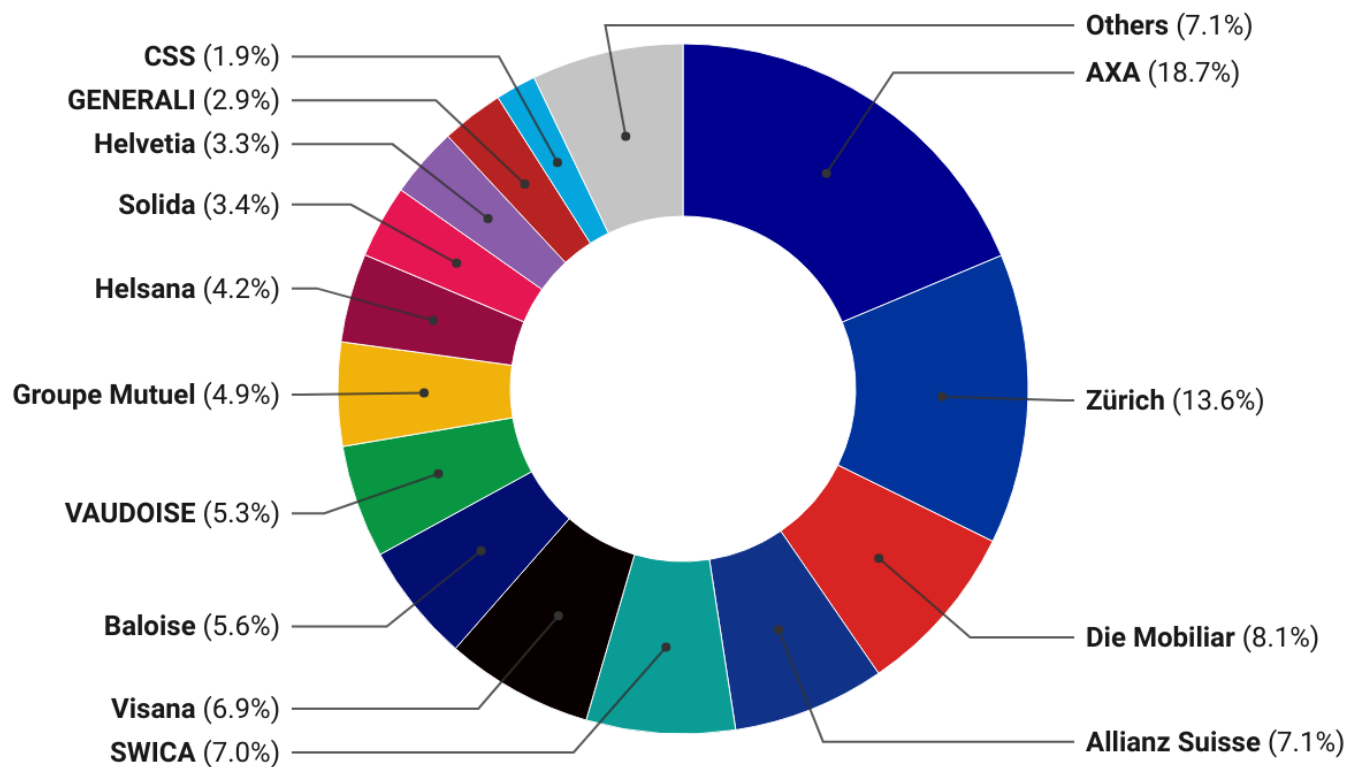
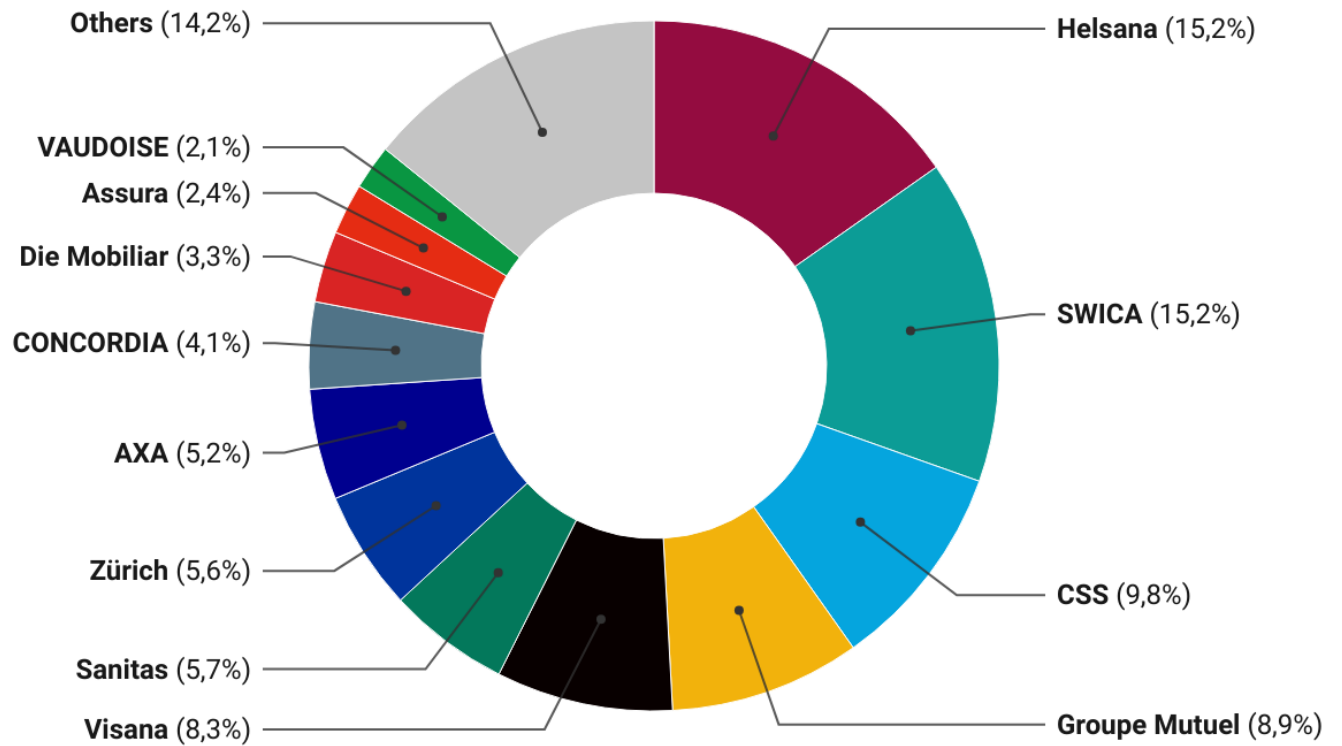


Chart: SVV • Source: FINMA • Created with Datawrapper

Market shares for supplementary health insurers

in %, Gross premiums written, 2023



Grafik: SVV • Quelle: FINMA • Erstellt mit Datawrapper

Market shares for reinsurers in Switzerland

in %, Gross premiums written, 2023

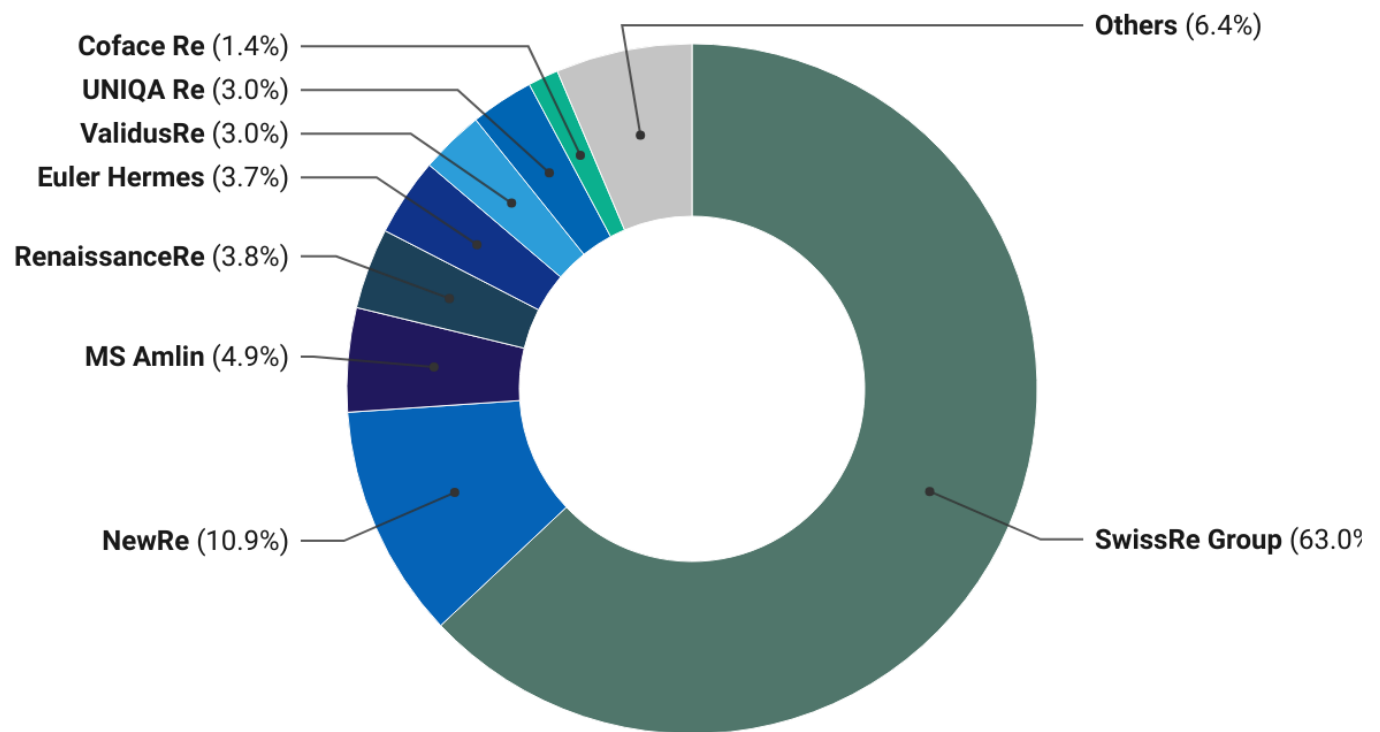


Chart: SVV • Source: FINMA • Created with Datawrapper

Source

All regulated insurers must supply FINMA with business information and data from the previous year on an annual basis. FINMA publishes the balance sheet and income statement data provided by regulated insurance companies in its Insurer Report and its [Insurance Market Report](#).

[INSURANCE MARKET REPORT](#)

Zahlen & Fakten

Market share

Insurance industry

Non-life insurance, property insurance

Health insurance

Accident insurance

Life insurance

Reinsurance

Read more on this topic

Add to PDF generator

Sustainability Report 2022

The fourth sustainability report of the insurance industry provides information on the industry's wide-ranging measures in the area of environmental, financial and social sustainability.

Publications 22.06.2023

[Read more](#)

Add to PDF generator

Balance sheet and income statement for the 2023 insurance market

FINMA compiles data on business development within the insurance companies that fall under its supervision and provides an overview of industry key figures in the Insurance Market Report.

Key financial figures 17.09.2024

[Read more](#)

Premium volumes in the Swiss insurance sector

In 2024, Swiss private insurers' premium volume once again experienced pleasing growth, according to FINMA figures.

Key financial figures 06.02.2025

[Read more](#)
